



SERVICE BULLETIN



SERVICE DEPARTMENT... CHRYSLER-PLYMOUTH DIVISION
CHRYSLER MOTORS CORPORATION

TECHNICAL INFORMATION ON ☐ IMPERIAL ☒ CHRYSLER ☒ PLYMOUTH ☒ VALIANT

BENCH TYPE SEATS - 1963 CHRYSLER AND PLYMOUTH MODELS:

The custom positioned six-way adjustable manual front seat on the 1963 Chrysler and Plymouth cars permits custom tailoring of the front seat position, location and angle. It is recommended that this seat be adjusted to the owner's preference at the time of new car preparation or the 1,000 mile inspection as follows:

- (1) Front to Rear Adjustment - Loosen all four adjusting bolts (2 on each side) and slide the seat assembly forward or rearward as desired. Refer to "A" in Figure 1.
- (2) Up and Down Adjustment - Loosen all four adjusting bolts (2 on each side). Position one side of the seat in any one of three positions as desired and lightly tighten the bolts. Repeat the operation on the opposite side. Then securely tighten all four bolts. Refer to "B" in Figure 1.
- (3) Seat Angle Adjustment - The seat may be tilted to any one of four angles. Loosen all four adjusting bolts and tilt the seat assembly to the desired angle. Then tighten the adjusting bolts. Refer to "B" in Figure 1.

BUCKET SEATS - 1963 CHRYSLER, PLYMOUTH AND VALIANT SIGNET 200:

The manual bucket seat support assemblies are individually adjusted in the same manner as the bench type seats. However, if after custom positioning the bucket seats, the owner desires a reduction to the seat back angle of either seat to provide more comfort, proceed as follows:

- (1) Remove the seat back from the cushion.
- (2) Drill a hole with a No. 24 drill (.152 inch diameter) in each seat back frame extension 1/2 inch from the bottom edge of the extension as shown in Figure 2.
- (3) Install a 8-15 x 5/8 inch self-tapping oval head screw in each hole.

(Over)

THIS BULLETIN IS SUPPLIED AS TECHNICAL INFORMATION ONLY AND IS NOT AN AUTHORIZATION FOR REPAIRS.

November 28, 1962

No. 63-33

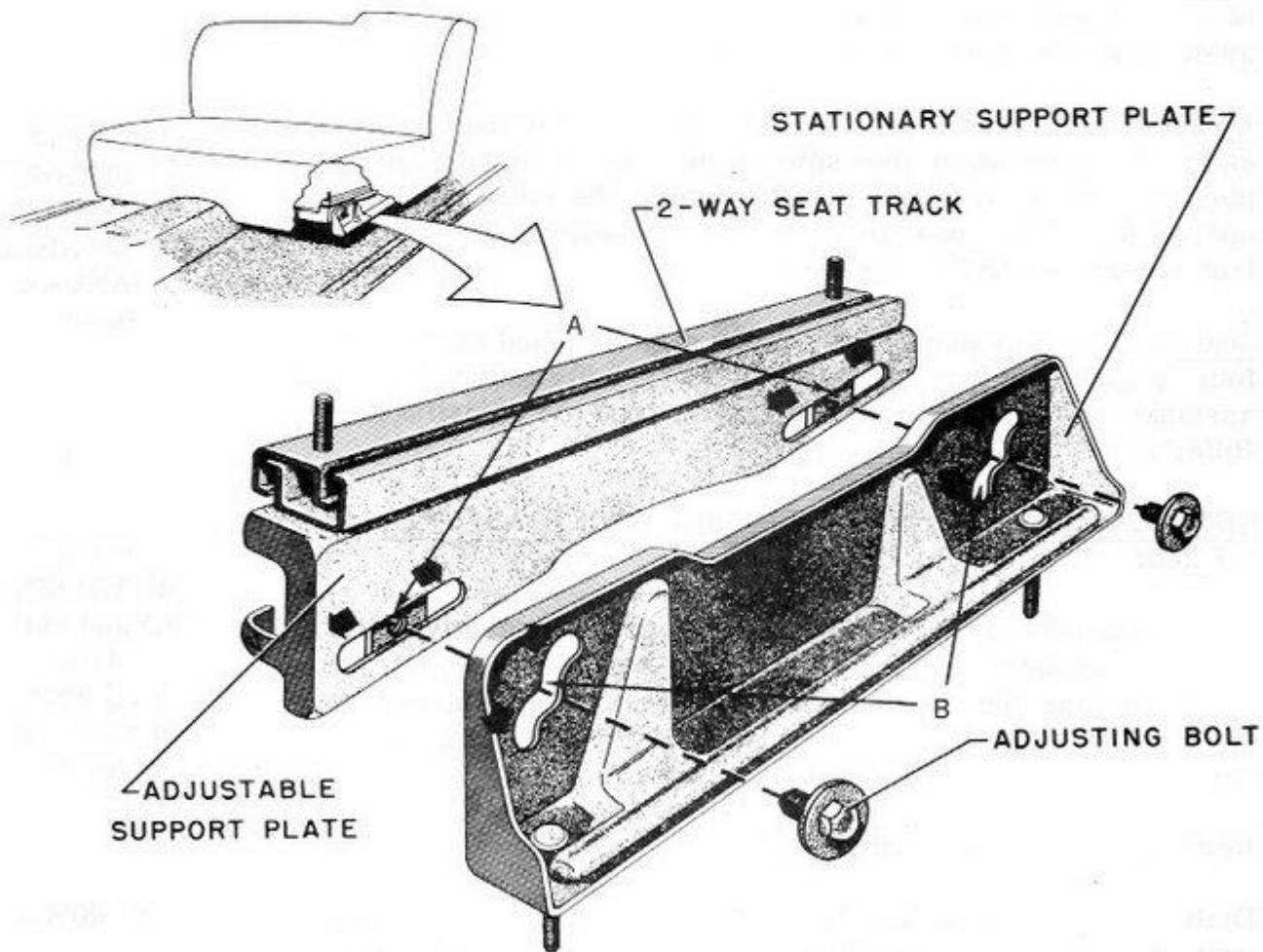
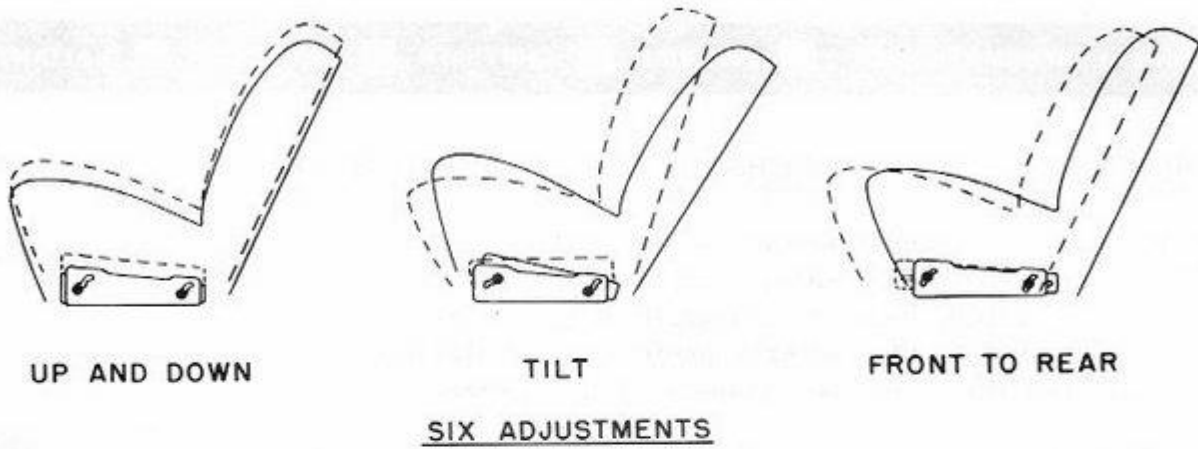
BODY

CUSTOM
POSITIONED
SIX - WAY
ADJUSTABLE
MANUAL
SEAT

1963
CHRYSLER,
PLYMOUTH
AND
VALIANT
SIGNET 200
MODELS

P-4868-C

| | |
|--------------|--|
| Service Mgr. | |
| Shop Foreman | |
| Technicians | |
| Parts Mgr. | |
| Partsmen | |



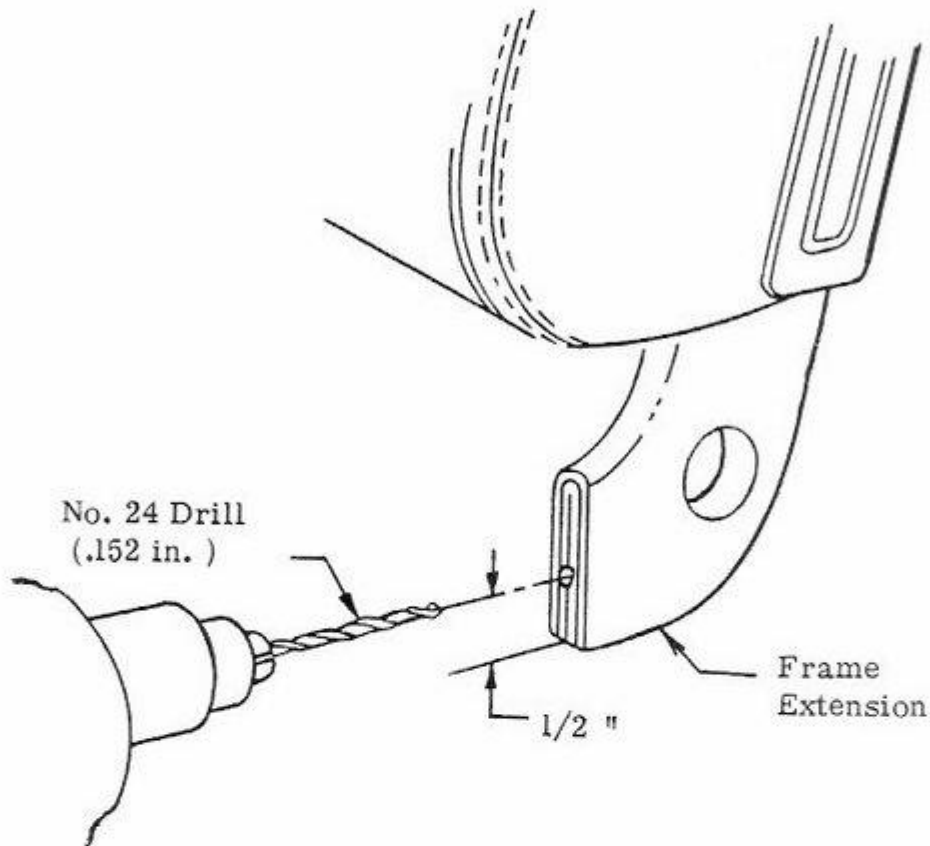


Figure 2

- (4) Assemble the seat back to the cushion and test the angle for comfort.
- (a) If the seat back angle is still more reclined than desired, install a flat washer under the head of each self-tapping screw.
 - (b) If the self-tapping screws reduce the seat back angle more than desired, grind off the required portion of each self-tapping screw head to obtain the desired angle.

POLICY: INFORMATION ONLY.

J. W. Farley

J. W. FARLEY
Manager - Service

CHRYSLER-PLYMOUTH DIVISION

P-4868-C